

FEATURES

- High CRI LED optimized towards TM30
- ENEC approved drivers
- Warm dim version to 1800K available



Reflector
LV 24° / 60°

Diffuser
LV 80°

COLOURS

Available colours:



Matt white RAL 9016 (XX=MW)
Matt black RAL 9005 (XX=BL)

SPRINGS

Standard with CS spring (concrete/gyproc). Also available as above with WS spring (gyproc/metal).

Linea 75 LV(-HE)

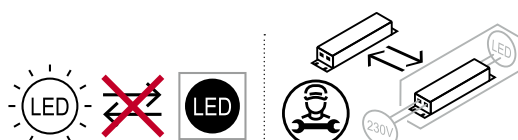
Fixed

SPECIFICATIONS

Beam angle (FWHM)	24° / 60° / 80°
Fixture material	Housing: Die cast aluminium / Reflector glass: Polycarbonate
Environment	Indoor
IK rate	IK03
Operating temperature (Ta)	-20°C / +45°C ¹
Safety marks	EN60598 / EN62031 / EN62471
EMC compliance	EN55015
Colour consistency (SDCM)	MacAdam step 3
Warranty	7 years * (within the European Union and the countries of the Free Trade Association for products delivered after 1 May 2015)
Safety class	II
Energy class	These products contain a light source of energy efficiency class: CRI97 - G (1800-3000K) / F (2700K/3000K) / E (4000K) & CRI95 - D (2700K/3000K/4000K)

This luminaire contains built-in LED lamps. There are no exchangeable parts inside the luminaire. EU 874/2012

¹ In applications with a flat roof (fi. car showrooms) the temperatures may exceed 45°C. Please ask our sales office for a special driver.



Only when the product is installed in a closed ceiling it may be exposed to water splashes, and only on its front side.

IP20

IP65

CRI95 VARIATIONS

Linea 75 LV-HE 2700K CRI95 1350/1825Lm	page 3
Linea 75 LV-HE 3000K CRI95 1375/1875Lm	page 4
Linea 75 LV-HE 4000K CRI95 1425/1925Lm	page 5

CRI97 VARIATIONS

Linea 75 LV 2700K CRI97 1150Lm	page 6
Linea 75 LV 3000K CRI97 1250Lm	page 7
Linea 75 LV 4000K CRI97 1350Lm	page 8
Linea 75 LV 1800-3000K CRI97 1250Lm	page 9

CRI95 CHOOSE YOUR LV LUMEN OUTPUT

	mA	W	Lumen Output			Lumen / Watt			UGR			Driver types				
			2700K	3000K	4000K	2700K	3000K	4000K	3000K			No dim	Triac	1-10V & Push	Dali	Casambi
									24°	60°	80°					
Special request	125	4.5	700	725	750	155	161	166	21.2	22.1	26.6	127570	x	x	x	x
Special request	150	5.5	850	875	900	154	159	164	21.9	22.7	27.2	CC21W150-500	x	x	142014	142047
Special request	200	7.4	1125	1150	1175	152	156	159	22.8	23.7	28.2	CC21W150-500	on request	x	142014	142047
Standard	250	9.3	1350	1375	1425	145	148	153	23.5	24.3	28.8	CC21W150-500	on request	125400	142014	142047
Special request	300	11.3	1575	1625	1675	140	144	150	24.0	24.9	29.4	145192	on request	125400	142014	142047
Special request	350	13.2	1825	1875	1925	138	142	145	24.5	25.4	29.9	145192	EC25CA-E1ZHP	125400	142014	142047

CRI97 CHOOSE YOUR LV LUMEN OUTPUT

	mA	W	Lumen Output			Lumen / Watt			UGR			Driver types				
			2700K	3000K	4000K	2700K	3000K	4000K	3000K			No dim	Triac	1-10V & Push	Dali	Casambi
									24°	60°	80°					
Special request	125	5,0	475	500	525	95	100	105	19.9	20.8	25.3	127570	x	x	x	x
Special request	150	6,1	550	575	625	91	95	103	20.4	21.3	25.8	CC21W150-500	x	x	142014	142047
Special request	200	8,1	700	750	825	86	93	102	21.4	22.2	26.7	CC21W150-500	on request	x	142014	142047
Special request	250	9,8	850	900	1000	87	92	102	22	22.8	27.3	CC21W150-500	on request	125400	142014	142047
Special request	300	12,0	1050	1100	1200	88	92	100	22.7	23.5	28	145192	on request	125400	142014	142047
Standard	350	13,8	1150	1250	1350	83	91	98	23.1	24	28.4	145192	EC25CA-E1ZHP	125400	142014	142047

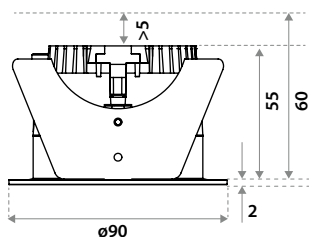
FIRE RATING TUBE

Description	Item code	Cut-out	time
Fire rating tube 75	009G03MW0000	ø76x86mm	90 min.



A Only in combination with WS (wire) springs versions.

DIMENSIONS



CUT-OUT



Using CS springs: Ø 75 mm.
Thickness ceiling 5-60 mm
& recess depth 60 mm.

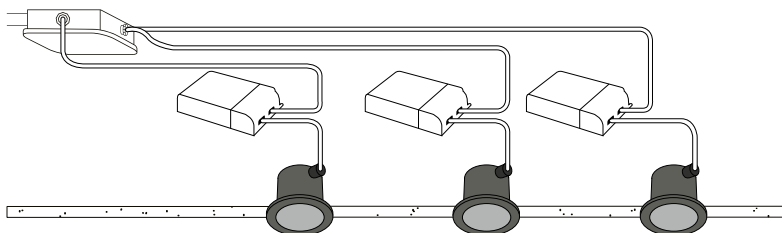



Using WS springs. Ø 77 mm.
Thickness ceiling 1-55 mm
& recess depth 60 mm.

LINEA 75 LV-HE

2700K CRI95 1350/1825LM

Downlight incl. PSU



ITEM SPECIFICATIONS (PART A)

Description	Item code CS	Item code WS	Extra	Input	mA	W	Lm	Lm/W	CRI (typ.)
Linea 75 LV-HE 2700K 1350Lm CRI95 24° No dim	91SA03XX4K02	91SA03XX9K02	incl. PSU	220-240V	250	9,3	1350	145	95
Linea 75 LV-HE 2700K 1825Lm CRI95 24° Triac	91SA03XX4A02	91SA03XX9A02	incl. PSU	220-240V	350	13,2	1825	138	95
Linea 75 LV-HE 2700K 1350Lm CRI95 24° 1-10V & Push	91SA03XX4T02	91SA03XX9T02	incl. PSU	220-240V	250	9,3	1350	145	95
Linea 75 LV-HE 2700K 1350Lm CRI95 24° Dali	91SA03XX4B02	91SA03XX9B02	incl. PSU	220-240V	250	9,3	1350	145	95
Linea 75 LV-HE 2700K 1350Lm CRI95 24° Casambi	91SA03XX4C02	91SA03XX9C02	incl. PSU	220-240V	250	9,3	1350	145	95
Linea 75 LV-HE 2700K 1350Lm CRI95 60° No dim	91SA03XX4L02	91SA03XX9L02	incl. PSU	220-240V	250	9,3	1350	145	95
Linea 75 LV-HE 2700K 1825Lm CRI95 60° Triac	91SA03XX4D02	91SA03XX9D02	incl. PSU	220-240V	350	13,2	1825	138	95
Linea 75 LV-HE 2700K 1350Lm CRI95 60° 1-10V & Push	91SA03XX4U02	91SA03XX9U02	incl. PSU	220-240V	250	9,3	1350	145	95
Linea 75 LV-HE 2700K 1350Lm CRI95 60° Dali	91SA03XX4E02	91SA03XX9E02	incl. PSU	220-240V	250	9,3	1350	145	95
Linea 75 LV-HE 2700K 1350Lm CRI95 60° Casambi	91SA03XX4F02	91SA03XX9F02	incl. PSU	220-240V	250	9,3	1350	145	95
Linea 75 LV-HE 2700K 1350Lm CRI95 80° No dim	91SA03XX4M02	91SA03XX9M02	incl. PSU	220-240V	250	9,3	1350	145	95
Linea 75 LV-HE 2700K 1825Lm CRI95 80° Triac	91SA03XX4G02	91SA03XX9G02	incl. PSU	220-240V	350	13,2	1825	138	95
Linea 75 LV-HE 2700K 1350Lm CRI95 80° 1-10V & Push	91SA03XX4V02	91SA03XX9V02	incl. PSU	220-240V	250	9,3	1350	145	95
Linea 75 LV-HE 2700K 1350Lm CRI95 80° Dali	91SA03XX4H02	91SA03XX9H02	incl. PSU	220-240V	250	9,3	1350	145	95
Linea 75 LV-HE 2700K 1350Lm CRI95 80° Casambi	91SA03XX4J02	91SA03XX9J02	incl. PSU	220-240V	250	9,3	1350	145	95

ITEM SPECIFICATIONS (PART B)

Description	R9	Rf	Rg	R15	UGR	Pf	Ripple	Inrush	B16A
Linea 75 LV-HE 2700K 1350Lm CRI95 24° No dim	69	93	99	92	23.4	0.85	<3%	21A 180μS	50 pcs
Linea 75 LV-HE 2700K 1825Lm CRI95 24° Triac	69	93	99	92	24.4	0.95	<9%	8.4A 544μS	85 pcs
Linea 75 LV-HE 2700K 1350Lm CRI95 24° 1-10V & Push	69	93	99	92	23.4	0.95	<3%	5A 50μS	50 pcs
Linea 75 LV-HE 2700K 1350Lm CRI95 24° Dali	69	93	99	92	23.4	0.95	<3%	5A 50μS	50 pcs
Linea 75 LV-HE 2700K 1350Lm CRI95 24° Casambi	69	93	99	92	23.4	0.95	<3%	5A 50μS	50 pcs
Linea 75 LV-HE 2700K 1350Lm CRI95 60° No dim	69	93	99	92	24.2	0.85	<3%	21A 180μS	50 pcs
Linea 75 LV-HE 2700K 1825Lm CRI95 60° Triac	69	93	99	92	25.3	0.95	<9%	8.4A 544μS	85 pcs
Linea 75 LV-HE 2700K 1350Lm CRI95 60° 1-10V & Push	69	93	99	92	24.2	0.95	<3%	5A 50μS	50 pcs
Linea 75 LV-HE 2700K 1350Lm CRI95 60° Dali	69	93	99	92	24.2	0.95	<3%	5A 50μS	50 pcs
Linea 75 LV-HE 2700K 1350Lm CRI95 60° Casambi	69	93	99	92	24.2	0.95	<3%	5A 50μS	50 pcs
Linea 75 LV-HE 2700K 1350Lm CRI95 80° No dim	69	93	99	92	28.7	0.85	<3%	21A 180μS	50 pcs
Linea 75 LV-HE 2700K 1825Lm CRI95 80° Triac	69	93	99	92	29.8	0.95	<9%	8.4A 544μS	85 pcs
Linea 75 LV-HE 2700K 1350Lm CRI95 80° 1-10V & Push	69	93	99	92	28.7	0.95	<3%	5A 50μS	50 pcs
Linea 75 LV-HE 2700K 1350Lm CRI95 80° Dali	69	93	99	92	28.7	0.95	<3%	5A 50μS	50 pcs
Linea 75 LV-HE 2700K 1350Lm CRI95 80° Casambi	69	93	99	92	28.7	0.95	<3%	5A 50μS	50 pcs

ITEM SPECIFICATIONS (PART C)

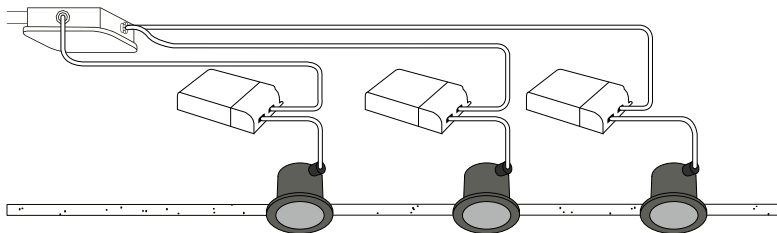

Description	Safety class	Energy class	Weight	Dimensions single carton	Quantity per carton	Expected Lifetime			Reported Lifetime*		
						L70B10	L80B10	L90B10	L70B10	L80B10	L90B10
Linea 75 LV-HE 2700K 1350Lm CRI95	II	D	440 gr	160x107x100 mm	18 pcs	653.000 hrs	529.000 hrs	465.000 hrs	>105.000 hrs	>105.000 hrs	>105.000 hrs

All values are measured at 230V (+/- 7%). * Based on 19.000hrs of LM80 testing at 1200mA and a Tc85°C.

LINEA 75 LV-HE

3000K CRI95 1375/1875LM

Downlight incl. PSU



ITEM SPECIFICATIONS (PART A)

Description	Item code CS	Item code WS	Extra	Input	mA	W	Lm	Lm/W	CRI (typ.)
Linea 75 LV-HE 3000K 1375Lm CRI95 24° No dim	91SB03XX4K02	91SB03XX9K02	incl. PSU	220-240V	250	9,3	1375	148	95
Linea 75 LV-HE 3000K 1875Lm CRI95 24° Triac	91SB03XX4A02	91SB03XX9A02	incl. PSU	220-240V	350	13,2	1875	142	95
Linea 75 LV-HE 3000K 1375Lm CRI95 24° 1-10V & Push	91SB03XX4T02	91SB03XX9T02	incl. PSU	220-240V	250	9,3	1375	148	95
Linea 75 LV-HE 3000K 1375Lm CRI95 24° Dali	91SB03XX4B02	91SB03XX9B02	incl. PSU	220-240V	250	9,3	1375	148	95
Linea 75 LV-HE 3000K 1375Lm CRI95 24° Casambi	91SB03XX4C02	91SB03XX9C02	incl. PSU	220-240V	250	9,3	1375	148	95
Linea 75 LV-HE 3000K 1375Lm CRI95 60° No dim	91SB03XX4L02	91SB03XX9L02	incl. PSU	220-240V	250	9,3	1375	148	95
Linea 75 LV-HE 3000K 1875Lm CRI95 60° Triac	91SB03XX4D02	91SB03XX9D02	incl. PSU	220-240V	350	13,2	1875	142	95
Linea 75 LV-HE 3000K 1375Lm CRI95 60° 1-10V & Push	91SB03XX4U02	91SB03XX9U02	incl. PSU	220-240V	250	9,3	1375	148	95
Linea 75 LV-HE 3000K 1375Lm CRI95 60° Dali	91SB03XX4E02	91SB03XX9E02	incl. PSU	220-240V	250	9,3	1375	148	95
Linea 75 LV-HE 3000K 1375Lm CRI95 60° Casambi	91SB03XX4F02	91SB03XX9F02	incl. PSU	220-240V	250	9,3	1375	148	95
Linea 75 LV-HE 3000K 1375Lm CRI95 80° No dim	91SB03XX4M02	91SB03XX9M02	incl. PSU	220-240V	250	9,3	1375	148	95
Linea 75 LV-HE 3000K 1875Lm CRI95 80° Triac	91SB03XX4G02	91SB03XX9G02	incl. PSU	220-240V	350	13,2	1875	142	95
Linea 75 LV-HE 3000K 1375Lm CRI95 80° 1-10V & Push	91SB03XX4V02	91SB03XX9V02	incl. PSU	220-240V	250	9,3	1375	148	95
Linea 75 LV-HE 3000K 1375Lm CRI95 80° Dali	91SB03XX4H02	91SB03XX9H02	incl. PSU	220-240V	250	9,3	1375	148	95
Linea 75 LV-HE 3000K 1375Lm CRI95 80° Casambi	91SB03XX4J02	91SB03XX9J02	incl. PSU	220-240V	250	9,3	1375	148	95

ITEM SPECIFICATIONS (PART B)

Description	R9	Rf	Rg	R15	UGR	Pf	Ripple	Inrush	B16A
Linea 75 LV-HE 3000K 1375Lm CRI95 24° No dim	80	91	101	95	23.5	0.85	<3%	21A 180μS	50 pcs
Linea 75 LV-HE 3000K 1875Lm CRI95 24° Triac	80	91	101	95	24.5	0.95	<9%	8.4A 544μS	85 pcs
Linea 75 LV-HE 3000K 1375Lm CRI95 24° 1-10V & Push	80	91	101	95	23.5	0.95	<3%	5A 50μS	50 pcs
Linea 75 LV-HE 3000K 1375Lm CRI95 24° Dali	80	91	101	95	23.5	0.95	<3%	5A 50μS	50 pcs
Linea 75 LV-HE 3000K 1375Lm CRI95 24° Casambi	80	91	101	95	23.5	0.95	<3%	5A 50μS	50 pcs
Linea 75 LV-HE 3000K 1375Lm CRI95 60° No dim	80	91	101	95	24.3	0.85	<3%	21A 180μS	50 pcs
Linea 75 LV-HE 3000K 1875Lm CRI95 60° Triac	80	91	101	95	25.4	0.95	<9%	8.4A 544μS	85 pcs
Linea 75 LV-HE 3000K 1375Lm CRI95 60° 1-10V & Push	80	91	101	95	24.3	0.95	<3%	5A 50μS	50 pcs
Linea 75 LV-HE 3000K 1375Lm CRI95 60° Dali	80	91	101	95	24.3	0.95	<3%	5A 50μS	50 pcs
Linea 75 LV-HE 3000K 1375Lm CRI95 60° Casambi	80	91	101	95	24.3	0.95	<3%	5A 50μS	50 pcs
Linea 75 LV-HE 3000K 1375Lm CRI95 80° No dim	80	91	101	95	28.8	0.85	<3%	21A 180μS	50 pcs
Linea 75 LV-HE 3000K 1875Lm CRI95 80° Triac	80	91	101	95	29.9	0.95	<9%	8.4A 544μS	85 pcs
Linea 75 LV-HE 3000K 1375Lm CRI95 80° 1-10V & Push	80	91	101	95	28.8	0.95	<3%	5A 50μS	50 pcs
Linea 75 LV-HE 3000K 1375Lm CRI95 80° Dali	80	91	101	95	28.8	0.95	<3%	5A 50μS	50 pcs
Linea 75 LV-HE 3000K 1375Lm CRI95 80° Casambi	80	91	101	95	28.8	0.95	<3%	5A 50μS	50 pcs

ITEM SPECIFICATIONS (PART C)

Description	Safety class	Energy class	Weight	Dimensions single carton	Quantity per carton	Expected Lifetime			Reported Lifetime*		
						L70B10	L80B10	L90B10	L70B10	L80B10	L90B10
Linea 75 LV-HE 3000K 1375Lm CRI95	II	D	440 gr	160x107x100 mm	18 pcs	653.000 hrs	529.000 hrs	465.000 hrs	>105.000 hrs	>105.000 hrs	>105.000 hrs

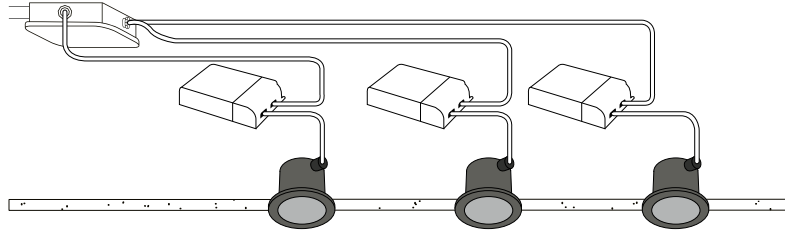

All values are measured at 230V (+/- 7%). * Based on 19.000hrs of LM80 testing at 1200mA and a Tc85°C.

30-04-2026

LINEA 75 LV-HE

4000K CRI95 1425/1925LM

Downlight incl. PSU



ITEM SPECIFICATIONS (PART A)

Description	Item code CS	Item code WS	Extra	Input	mA	W	Lm	Lm/W	CRI (typ.)
Linea 75 LV-HE 4000K 1425Lm CRI95 24° No dim	91SE03XX4K02	91SE03XX9K02	incl. PSU	220-240V	250	9,3	1425	153	95
Linea 75 LV-HE 4000K 1925Lm CRI95 24° Triac	91SE03XX4A02	91SE03XX9A02	incl. PSU	220-240V	350	13,2	1925	145	95
Linea 75 LV-HE 4000K 1425Lm CRI95 24° 1-10V & Push	91SE03XX4T02	91SE03XX9T02	incl. PSU	220-240V	250	9,3	1425	153	95
Linea 75 LV-HE 4000K 1425Lm CRI95 24° Dali	91SE03XX4B02	91SE03XX9B02	incl. PSU	220-240V	250	9,3	1425	153	95
Linea 75 LV-HE 4000K 1425Lm CRI95 24° Casambi	91SE03XX4C02	91SE03XX9C02	incl. PSU	220-240V	250	9,3	1425	153	95
Linea 75 LV-HE 4000K 1425Lm CRI95 60° No dim	91SE03XX4L02	91SE03XX9L02	incl. PSU	220-240V	250	9,3	1425	153	95
Linea 75 LV-HE 4000K 1925Lm CRI95 60° Triac	91SE03XX4D02	91SE03XX9D02	incl. PSU	220-240V	350	13,2	1925	145	95
Linea 75 LV-HE 4000K 1425Lm CRI95 60° 1-10V & Push	91SE03XX4U02	91SE03XX9U02	incl. PSU	220-240V	250	9,3	1425	153	95
Linea 75 LV-HE 4000K 1425Lm CRI95 60° Dali	91SE03XX4E02	91SE03XX9E02	incl. PSU	220-240V	250	9,3	1425	153	95
Linea 75 LV-HE 4000K 1425Lm CRI95 60° Casambi	91SE03XX4F02	91SE03XX9F02	incl. PSU	220-240V	250	9,3	1425	153	95
Linea 75 LV-HE 4000K 1425Lm CRI95 80° No dim	91SE03XX4M02	91SE03XX9M02	incl. PSU	220-240V	250	9,3	1425	153	95
Linea 75 LV-HE 4000K 1925Lm CRI95 80° Triac	91SE03XX4G02	91SE03XX9G02	incl. PSU	220-240V	350	13,2	1925	145	95
Linea 75 LV-HE 4000K 1425Lm CRI95 80° 1-10V & Push	91SE03XX4V02	91SE03XX9V02	incl. PSU	220-240V	250	9,3	1425	153	95
Linea 75 LV-HE 4000K 1425Lm CRI95 80° Dali	91SE03XX4H02	91SE03XX9H02	incl. PSU	220-240V	250	9,3	1425	153	95
Linea 75 LV-HE 4000K 1425Lm CRI95 80° Casambi	91SE03XX4J02	91SE03XX9J02	incl. PSU	220-240V	250	9,3	1425	153	95

ITEM SPECIFICATIONS (PART B)

Description	R9	Rf	Rg	R15	UGR	Pf	Ripple	Inrush	B16A
Linea 75 LV-HE 4000K 1425Lm CRI95 24° No dim	83	91	99	94	23.6	0.85	<3%	21A 180μS	50 pcs
Linea 75 LV-HE 4000K 1925Lm CRI95 24° Triac	83	91	99	94	24.6	0.95	<9%	8.4A 544μS	85 pcs
Linea 75 LV-HE 4000K 1425Lm CRI95 24° 1-10V & Push	83	91	99	94	23.6	0.95	<3%	5A 50μS	50 pcs
Linea 75 LV-HE 4000K 1425Lm CRI95 24° Dali	83	91	99	94	23.6	0.95	<3%	5A 50μS	50 pcs
Linea 75 LV-HE 4000K 1425Lm CRI95 24° Casambi	83	91	99	94	23.6	0.95	<3%	5A 50μS	50 pcs
Linea 75 LV-HE 4000K 1425Lm CRI95 60° No dim	83	91	99	94	24.4	0.85	<3%	21A 180μS	50 pcs
Linea 75 LV-HE 4000K 1925Lm CRI95 60° Triac	83	91	99	94	25.5	0.95	<9%	8.4A 544μS	85 pcs
Linea 75 LV-HE 4000K 1425Lm CRI95 60° 1-10V & Push	83	91	99	94	24.4	0.95	<3%	5A 50μS	50 pcs
Linea 75 LV-HE 4000K 1425Lm CRI95 60° Dali	83	91	99	94	24.4	0.95	<3%	5A 50μS	50 pcs
Linea 75 LV-HE 4000K 1425Lm CRI95 60° Casambi	83	91	99	94	24.4	0.95	<3%	5A 50μS	50 pcs
Linea 75 LV-HE 4000K 1425Lm CRI95 80° No dim	83	91	99	94	28.9	0.85	<3%	21A 180μS	50 pcs
Linea 75 LV-HE 4000K 1925Lm CRI95 80° Triac	83	91	99	94	30.0	0.95	<9%	8.4A 544μS	85 pcs
Linea 75 LV-HE 4000K 1425Lm CRI95 80° 1-10V & Push	83	91	99	94	28.9	0.95	<3%	5A 50μS	50 pcs
Linea 75 LV-HE 4000K 1425Lm CRI95 80° Dali	83	91	99	94	28.9	0.95	<3%	5A 50μS	50 pcs
Linea 75 LV-HE 4000K 1425Lm CRI95 80° Casambi	83	91	99	94	28.9	0.95	<3%	5A 50μS	50 pcs

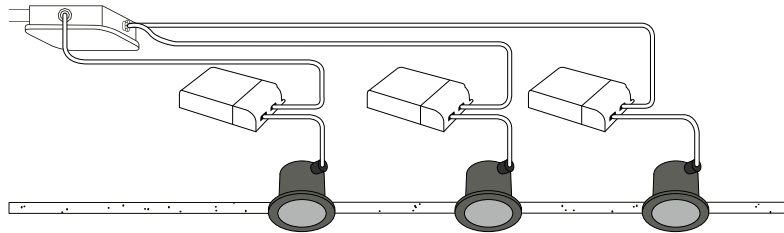

ITEM SPECIFICATIONS (PART C)

Description	Safety class	Energy class	Weight	Dimensions single carton	Quantity per carton	Expected Lifetime			Reported Lifetime*		
						L70B10	L80B10	L90B10	L70B10	L80B10	L90B10
Linea 75 LV-HE 4000K 1425Lm CRI95	II	D	440 gr	160x107x100 mm	18 pcs	653.000 hrs	529.000 hrs	465.000 hrs	>105.000 hrs	>105.000 hrs	>105.000 hrs

All values are measured at 230V (+/- 7%). * Based on 19.000hrs of LM80 testing at 1200mA and a Tc85°C.

LINEA 75 LV

Downlight incl. PSU



2700K CRI97 1150LM

ITEM SPECIFICATIONS (PART A)

Description	Item code CS	Item code WS	Extra	Input	W	Lm	Lm/W	CRI (typ.)
Linea 75 LV 2700K 1150Lm CRI97 24° No dim	915A03XX4K02	915A03XX9K02	incl. PSU	220-240V	13,8	1150	83	97
Linea 75 LV 2700K 1150Lm CRI97 24° Triac	915A03XX4A02	915A03XX9A02	incl. PSU	220-240V	13,8	1150	83	97
Linea 75 LV 2700K 1150Lm CRI97 24° 1-10V & Push	915A03XX4T02	915A03XX9T02	incl. PSU	220-240V	13,8	1150	83	97
Linea 75 LV 2700K 1150Lm CRI97 24° Dali	915A03XX4B02	915A03XX9B02	incl. PSU	220-240V	13,8	1150	83	97
Linea 75 LV 2700K 1150Lm CRI97 24° Casambi	915A03XX4C02	915A03XX9C02	incl. PSU	220-240V	13,8	1150	83	97
Linea 75 LV 2700K 1150Lm CRI97 60° No dim	915A03XX4L02	915A03XX9L02	incl. PSU	220-240V	13,8	1150	83	97
Linea 75 LV 2700K 1150Lm CRI97 60° Triac	915A03XX4D02	915A03XX9D02	incl. PSU	220-240V	13,8	1150	83	97
Linea 75 LV 2700K 1150Lm CRI97 60° 1-10V & Push	915A03XX4U02	915A03XX9U02	incl. PSU	220-240V	13,8	1150	83	97
Linea 75 LV 2700K 1150Lm CRI97 60° Dali	915A03XX4E02	915A03XX9E02	incl. PSU	220-240V	13,8	1150	83	97
Linea 75 LV 2700K 1150Lm CRI97 60° Casambi	915A03XX4F02	915A03XX9F02	incl. PSU	220-240V	13,8	1150	83	97
Linea 75 LV 2700K 1150Lm CRI97 80° No dim	915A03XX4M02	915A03XX9M02	incl. PSU	220-240V	13,8	1150	83	97
Linea 75 LV 2700K 1150Lm CRI97 80° Triac	915A03XX4G02	915A03XX9G02	incl. PSU	220-240V	13,8	1150	83	97
Linea 75 LV 2700K 1150Lm CRI97 80° 1-10V & Push	915A03XX4V02	915A03XX9V02	incl. PSU	220-240V	13,8	1150	83	97
Linea 75 LV 2700K 1150Lm CRI97 80° Dali	915A03XX4H02	915A03XX9H02	incl. PSU	220-240V	13,8	1150	83	97
Linea 75 LV 2700K 1150Lm CRI97 80° Casambi	915A03XX4J02	915A03XX9J02	incl. PSU	220-240V	13,8	1150	83	97

ITEM SPECIFICATIONS (PART B)

Description	R9	Rf	Rg	R15	UGR	Pf	Ripple	Inrush	B16A
Linea 75 LV 2700K 1150Lm CRI97 24° No dim	93	96	103	99	22.8	0.98	<5%	7A 13μS	50 pcs
Linea 75 LV 2700K 1150Lm CRI97 24° Triac	93	96	103	99	22.8	0.95	<9%	8.4A 544μS	85 pcs
Linea 75 LV 2700K 1150Lm CRI97 24° 1-10V & Push	93	96	103	99	22.8	0.95	<3%	5A 50μS	50 pcs
Linea 75 LV 2700K 1150Lm CRI97 24° Dali	93	96	103	99	22.8	0.95	<3%	5A 50μS	50 pcs
Linea 75 LV 2700K 1150Lm CRI97 24° Casambi	93	96	103	99	22.8	0.95	<3%	5A 50μS	50 pcs
Linea 75 LV 2700K 1150Lm CRI97 60° No dim	93	96	103	99	23.7	0.98	<5%	7A 13μS	50 pcs
Linea 75 LV 2700K 1150Lm CRI97 60° Triac	93	96	103	99	23.7	0.95	<9%	8.4A 544μS	85 pcs
Linea 75 LV 2700K 1150Lm CRI97 60° 1-10V & Push	93	96	103	99	23.7	0.95	<3%	5A 50μS	50 pcs
Linea 75 LV 2700K 1150Lm CRI97 60° Dali	93	96	103	99	23.7	0.95	<3%	5A 50μS	50 pcs
Linea 75 LV 2700K 1150Lm CRI97 60° Casambi	93	96	103	99	23.7	0.95	<3%	5A 50μS	50 pcs
Linea 75 LV 2700K 1150Lm CRI97 80° No dim	93	96	103	99	28.1	0.98	<5%	7A 13μS	50 pcs
Linea 75 LV 2700K 1150Lm CRI97 80° Triac	93	96	103	99	28.1	0.95	<9%	8.4A 544μS	85 pcs
Linea 75 LV 2700K 1150Lm CRI97 80° 1-10V & Push	93	96	103	99	28.1	0.95	<3%	5A 50μS	50 pcs
Linea 75 LV 2700K 1150Lm CRI97 80° Dali	93	96	103	99	28.1	0.95	<3%	5A 50μS	50 pcs
Linea 75 LV 2700K 1150Lm CRI97 80° Casambi	93	96	103	99	28.1	0.95	<3%	5A 50μS	50 pcs

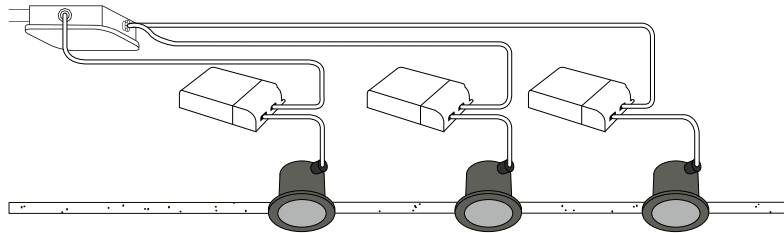

ITEM SPECIFICATIONS (PART C)

Description	Safety class	Energy class	Weight	Dimensions single carton	Quantity per carton	Expected Lifetime B10 reported (25°C)		
						L70B10	L80B10	L90B10
Linea 75 LV 2700K 1150Lm CRI97	II	F	440 gr	160x107x100 mm	18 pcs	>60.500 hrs	>60.500 hrs	>60.500 hrs

All values are measured at 230V (+/- 7%)

LINEA 75 LV

Downlight incl. PSU



3000K CRI97 1250LM

ITEM SPECIFICATIONS (PART A)

Description	Item code CS	Item code WS	Extra	Input	W	Lm	Lm/W	CRI (typ.)
Linea 75 LV 3000K 1250Lm CRI97 24° No dim	915B03XX4K02	915B03XX9K02	incl. PSU	220-240V	13,8	1250	91	97
Linea 75 LV 3000K 1250Lm CRI97 24° Triac	915B03XX4A02	915B03XX9A02	incl. PSU	220-240V	13,8	1250	91	97
Linea 75 LV 3000K 1250Lm CRI97 24° 1-10V & Push	915B03XX4T02	915B03XX9T02	incl. PSU	220-240V	13,8	1250	91	97
Linea 75 LV 3000K 1250Lm CRI97 24° Dali	915B03XX4B02	915B03XX9B02	incl. PSU	220-240V	13,8	1250	91	97
Linea 75 LV 3000K 1250Lm CRI97 24° Casambi	915B03XX4C02	915B03XX9C02	incl. PSU	220-240V	13,8	1250	91	97
Linea 75 LV 3000K 1250Lm CRI97 60° No dim	915B03XX4L02	915B03XX9L02	incl. PSU	220-240V	13,8	1250	91	97
Linea 75 LV 3000K 1250Lm CRI97 60° Triac	915B03XX4D02	915B03XX9D02	incl. PSU	220-240V	13,8	1250	91	97
Linea 75 LV 3000K 1250Lm CRI97 60° 1-10V & Push	915B03XX4U02	915B03XX9U02	incl. PSU	220-240V	13,8	1250	91	97
Linea 75 LV 3000K 1250Lm CRI97 60° Dali	915B03XX4E02	915B03XX9E02	incl. PSU	220-240V	13,8	1250	91	97
Linea 75 LV 3000K 1250Lm CRI97 60° Casambi	915B03XX4F02	915B03XX9F02	incl. PSU	220-240V	13,8	1250	91	97
Linea 75 LV 3000K 1250Lm CRI97 80° No dim	915B03XX4M02	915B03XX9M02	incl. PSU	220-240V	13,8	1250	91	97
Linea 75 LV 3000K 1250Lm CRI97 80° Triac	915B03XX4G02	915B03XX9G02	incl. PSU	220-240V	13,8	1250	91	97
Linea 75 LV 3000K 1250Lm CRI97 80° 1-10V & Push	915B03XX4V02	915B03XX9V02	incl. PSU	220-240V	13,8	1250	91	97
Linea 75 LV 3000K 1250Lm CRI97 80° Dali	915B03XX4H02	915B03XX9H02	incl. PSU	220-240V	13,8	1250	91	97
Linea 75 LV 3000K 1250Lm CRI97 80° Casambi	915B03XX4J02	915B03XX9J02	incl. PSU	220-240V	13,8	1250	91	97

ITEM SPECIFICATIONS (PART B)

Description	R9	Rf	Rg	R15	UGR	Pf	Ripple	Inrush	B16A
Linea 75 LV 3000K 1250Lm CRI97 24° No dim	96	95	103	100	23.1	0.98	<5%	7A 13μS	50 pcs
Linea 75 LV 3000K 1250Lm CRI97 24° Triac	96	95	103	100	23.1	0.95	<9%	8.4A 544μS	85 pcs
Linea 75 LV 3000K 1250Lm CRI97 24° 1-10V & Push	96	95	103	100	23.1	0.95	<3%	5A 50μS	50 pcs
Linea 75 LV 3000K 1250Lm CRI97 24° Dali	96	95	103	100	23.1	0.95	<3%	5A 50μS	50 pcs
Linea 75 LV 3000K 1250Lm CRI97 24° Casambi	96	95	103	100	23.1	0.95	<3%	5A 50μS	50 pcs
Linea 75 LV 3000K 1250Lm CRI97 60° No dim	96	95	103	100	24.0	0.98	<5%	7A 13μS	50 pcs
Linea 75 LV 3000K 1250Lm CRI97 60° Triac	96	95	103	100	24.0	0.95	<9%	8.4A 544μS	85 pcs
Linea 75 LV 3000K 1250Lm CRI97 60° 1-10V & Push	96	95	103	100	24.0	0.95	<3%	5A 50μS	50 pcs
Linea 75 LV 3000K 1250Lm CRI97 60° Dali	96	95	103	100	24.0	0.95	<3%	5A 50μS	50 pcs
Linea 75 LV 3000K 1250Lm CRI97 60° Casambi	96	95	103	100	24.0	0.95	<3%	5A 50μS	50 pcs
Linea 75 LV 3000K 1250Lm CRI97 80° No dim	96	95	103	100	28.4	0.98	<5%	7A 13μS	50 pcs
Linea 75 LV 3000K 1250Lm CRI97 80° Triac	96	95	103	100	28.4	0.95	<9%	8.4A 544μS	85 pcs
Linea 75 LV 3000K 1250Lm CRI97 80° 1-10V & Push	96	95	103	100	28.4	0.95	<3%	5A 50μS	50 pcs
Linea 75 LV 3000K 1250Lm CRI97 80° Dali	96	95	103	100	28.4	0.95	<3%	5A 50μS	50 pcs
Linea 75 LV 3000K 1250Lm CRI97 80° Casambi	96	95	103	100	28.4	0.95	<3%	5A 50μS	50 pcs

ITEM SPECIFICATIONS (PART C)

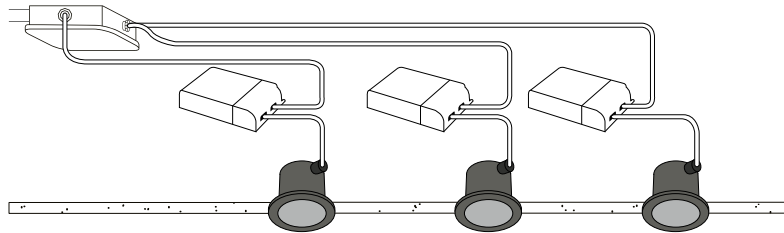

Description	Safety class	Energy class	Weight	Dimensions single carton	Quantity per carton	Expected Lifetime B10 reported (25°C)		
						L70B10	L80B10	L90B10
Linea 75 LV 3000K 1250Lm CRI97	II	F	440 gr	160x107x100 mm	18 pcs	>60.500 hrs	>60.500 hrs	>60.500 hrs

All values are measured at 230V (+/- 7%)

30-04-2026

LINEA 75 LV

Downlight incl. PSU



4000K CRI97 1350LM

ITEM SPECIFICATIONS (PART A)

Description	Item code CS	Item code WS	Extra	Input	W	Lm	Lm/W	CRI (typ.)
Linea 75 LV 4000K 1350Lm CRI97 24° No dim	915G03XX4K02	915G03XX9K02	incl. PSU	220-240V	13,8	1350	98	97
Linea 75 LV 4000K 1350Lm CRI97 24° Triac	915G03XX4A02	915G03XX9A02	incl. PSU	220-240V	13,8	1350	98	97
Linea 75 LV 4000K 1350Lm CRI97 24° 1-10V & Push	915G03XX4T02	915G03XX9T02	incl. PSU	220-240V	13,8	1350	98	97
Linea 75 LV 4000K 1350Lm CRI97 24° Dali	915G03XX4B02	915G03XX9B02	incl. PSU	220-240V	13,8	1350	98	97
Linea 75 LV 4000K 1350Lm CRI97 24° Casambi	915G03XX4C02	915G03XX9C02	incl. PSU	220-240V	13,8	1350	98	97
Linea 75 LV 4000K 1350Lm CRI97 60° No dim	915G03XX4L02	915G03XX9L02	incl. PSU	220-240V	13,8	1350	98	97
Linea 75 LV 4000K 1350Lm CRI97 60° Triac	915G03XX4D02	915G03XX9D02	incl. PSU	220-240V	13,8	1350	98	97
Linea 75 LV 4000K 1350Lm CRI97 60° 1-10V & Push	915G03XX4U02	915G03XX9U02	incl. PSU	220-240V	13,8	1350	98	97
Linea 75 LV 4000K 1350Lm CRI97 60° Dali	915G03XX4E02	915G03XX9E02	incl. PSU	220-240V	13,8	1350	98	97
Linea 75 LV 4000K 1350Lm CRI97 60° Casambi	915G03XX4F02	915G03XX9F02	incl. PSU	220-240V	13,8	1350	98	97
Linea 75 LV 4000K 1350Lm CRI97 80° No dim	915G03XX4M02	915G03XX9M02	incl. PSU	220-240V	13,8	1350	98	97
Linea 75 LV 4000K 1350Lm CRI97 80° Triac	915G03XX4G02	915G03XX9G02	incl. PSU	220-240V	13,8	1350	98	97
Linea 75 LV 4000K 1350Lm CRI97 80° 1-10V & Push	915G03XX4V02	915G03XX9V02	incl. PSU	220-240V	13,8	1350	98	97
Linea 75 LV 4000K 1350Lm CRI97 80° Dali	915G03XX4H02	915G03XX9H02	incl. PSU	220-240V	13,8	1350	98	97
Linea 75 LV 4000K 1350Lm CRI97 80° Casambi	915G03XX4J02	915G03XX9J02	incl. PSU	220-240V	13,8	1350	98	97

ITEM SPECIFICATIONS (PART B)

Description	R9	Rf	Rg	R15	UGR	Pf	Ripple	Inrush	B16A
Linea 75 LV 4000K 1350Lm CRI97 24° No dim	96	95	103	100	23.4	0.98	<5%	7A 13μS	50 pcs
Linea 75 LV 4000K 1350Lm CRI97 24° Triac	96	95	103	100	23.4	0.95	<9%	8.4A 544μS	85 pcs
Linea 75 LV 4000K 1350Lm CRI97 24° 1-10V & Push	96	95	103	100	23.4	0.95	<3%	5A 50μS	50 pcs
Linea 75 LV 4000K 1350Lm CRI97 24° Dali	96	95	103	100	23.4	0.95	<3%	5A 50μS	50 pcs
Linea 75 LV 4000K 1350Lm CRI97 24° Casambi	96	95	103	100	23.4	0.95	<3%	5A 50μS	50 pcs
Linea 75 LV 4000K 1350Lm CRI97 60° No dim	96	95	103	100	24.2	0.98	<5%	7A 13μS	50 pcs
Linea 75 LV 4000K 1350Lm CRI97 60° Triac	96	95	103	100	24.2	0.95	<9%	8.4A 544μS	85 pcs
Linea 75 LV 4000K 1350Lm CRI97 60° 1-10V & Push	96	95	103	100	24.2	0.95	<3%	5A 50μS	50 pcs
Linea 75 LV 4000K 1350Lm CRI97 60° Dali	96	95	103	100	24.2	0.95	<3%	5A 50μS	50 pcs
Linea 75 LV 4000K 1350Lm CRI97 60° Casambi	96	95	103	100	24.2	0.95	<3%	5A 50μS	50 pcs
Linea 75 LV 4000K 1350Lm CRI97 80° No dim	96	95	103	100	28.7	0.98	<5%	7A 13μS	50 pcs
Linea 75 LV 4000K 1350Lm CRI97 80° Triac	96	95	103	100	28.7	0.95	<9%	8.4A 544μS	85 pcs
Linea 75 LV 4000K 1350Lm CRI97 80° 1-10V & Push	96	95	103	100	28.7	0.95	<3%	5A 50μS	50 pcs
Linea 75 LV 4000K 1350Lm CRI97 80° Dali	96	95	103	100	28.7	0.95	<3%	5A 50μS	50 pcs
Linea 75 LV 4000K 1350Lm CRI97 80° Casambi	96	95	103	100	28.7	0.95	<3%	5A 50μS	50 pcs

ITEM SPECIFICATIONS (PART C)


Description	Safety class	Energy class	Weight	Dimensions single carton	Quantity per carton	Expected Lifetime B10 reported (25°C)		
						L70B10	L80B10	L90B10
Linea 75 LV 4000K 1350Lm CRI97	II	E	440 gr	160x107x100 mm	18 pcs	>60.500 hrs	>60.500 hrs	>60.500 hrs

All values are measured at 230V (+/- 7%)

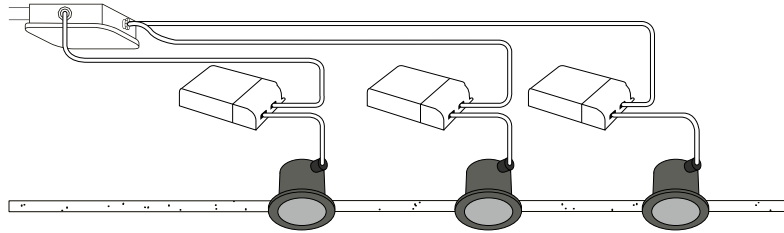
30-04-2026

LINEA 75 LV

Downlight incl. PSU



1800-3000K CRI97 1250LM



ITEM SPECIFICATIONS (PART A)

Description	24°			60°			80°		
	Item code		UGR	Item code		UGR	Item code		UGR
	CS	WS		CS	WS		CS	WS	
Linea 75 LV 1800-3000K 1250Lm CRI97 Triac	915E03XX4A02	915E03XX9A02	23.1	915E03XX4D02	915E03XX9D02	24.0	915E03XX4G02	915E03XX9G02	28.4
Linea 75 LV 1800-3000K 1250Lm CRI97 1-10V & Push	915E03XX4T02	915E03XX9T02	23.1	915E03XX4U02	915E03XX9U02	24.0	915E03XX4V02	915E03XX9V02	28.4
Linea 75 LV 1800-3000K 1250Lm CRI97 Dali	915E03XX4B02	915E03XX9B02	23.1	915E03XX4E02	915E03XX9E02	24.0	915E03XX4H02	915E03XX9H02	28.4
Linea 75 LV 1800-3000K 1250Lm CRI97 Casambi	915E03XX4C02	915E03XX9C02	23.1	915E03XX4F02	915E03XX9F02	24.0	915E03XX4J02	915E03XX9J02	28.4

ITEM SPECIFICATIONS (PART B)

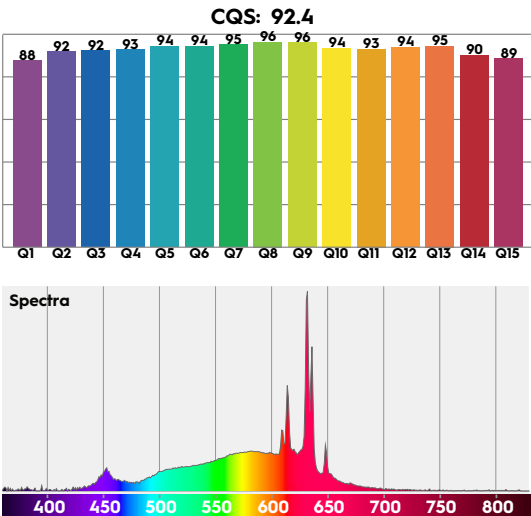
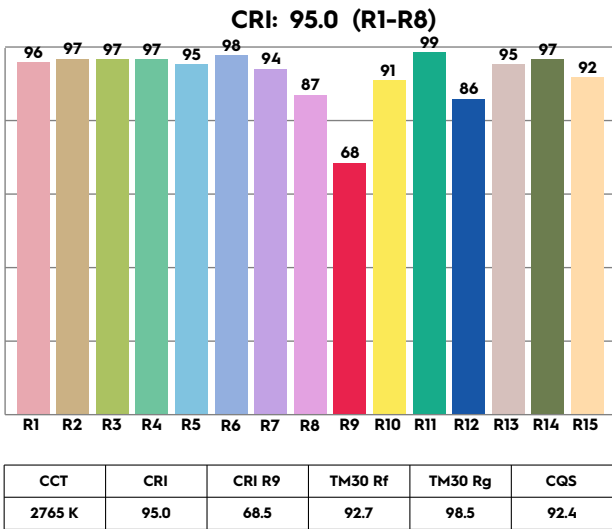
Description	CCT	W	Lm	Lm/W	CRI (typ.)	R9	Rf	Rg	mA	Pf	Ripple	Inrush	B16A
Linea 75 LV 1800-3000K 1250Lm CRI97 Triac	100%	3000	13,8	1250	91	97	93	95	102	350	0.95	<3%	2A 50µS 50 pcs
	50%	2500	6,9	625	90	94	90	95	105				
	25%	2200	3,4	300	88	93	94	93	105				
	10%	1800	1,4	125	89	92	97	86	110				
Linea 75 LV 1800-3000K 1250Lm CRI97 1-10V & Push	100%	3000	13,8	1250	91	97	93	95	102	350	0.95	<3%	5A 50µS 50 pcs
	50%	2500	6,9	625	90	94	90	95	105				
	25%	2200	3,4	300	88	93	94	93	105				
	10%	1800	1,4	125	89	92	97	86	110				
Linea 75 LV 1800-3000K 1250Lm CRI97 Dali	100%	3000	13,8	1250	91	97	93	95	102	350	0.95	<3%	5A 50µS 50 pcs
	50%	2500	6,9	625	90	94	90	95	105				
	25%	2200	3,4	300	88	93	94	93	105				
	10%	1800	1,4	125	89	92	97	86	110				
Linea 75 LV 1800-3000K 1250Lm CRI97 Casambi	100%	3000	13,8	1250	91	97	93	95	102	350	0.95	<3%	5A 50µS 50 pcs
	50%	2500	6,9	625	90	94	90	95	105				
	25%	2200	3,4	300	88	93	94	93	105				
	10%	1800	1,4	125	89	92	97	86	110				

ITEM SPECIFICATIONS (PART C)

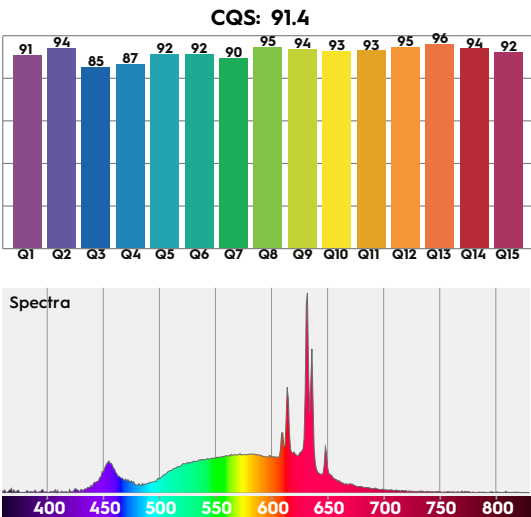
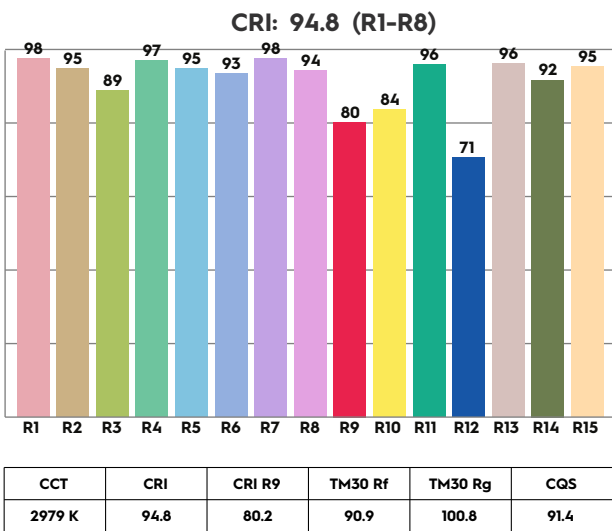
Description	Safety class	Energy class	Weight	Dimensions single carton	Quantity per carton	Expected Lifetime B10 reported (25°C)		
						L70B10	L80B10	L90B10
Linea 75 LV 1800-3000K 1250Lm CRI97	II	G	440 gr	160x107x100 mm	18 pcs	>60.500 hrs	>60.500 hrs	>60.500 hrs

All values are measured at 230V (+/- 7%)

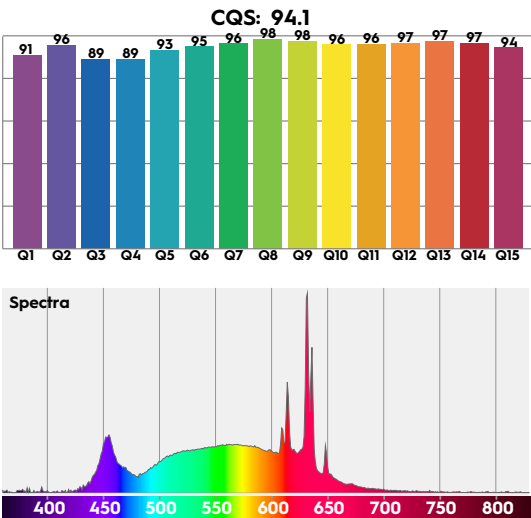
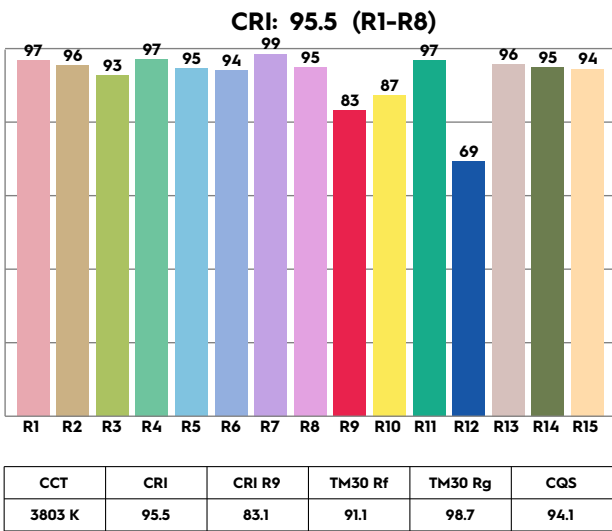
2700K



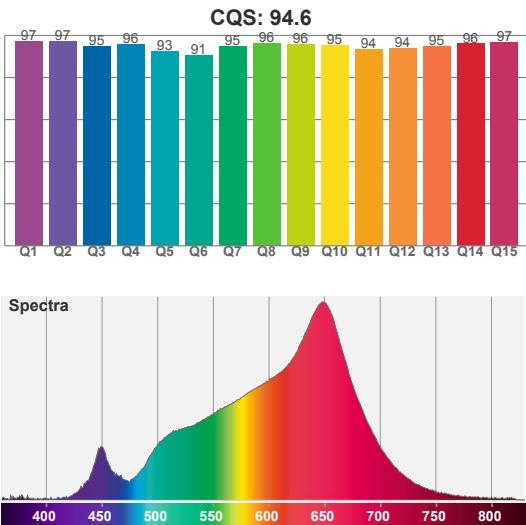
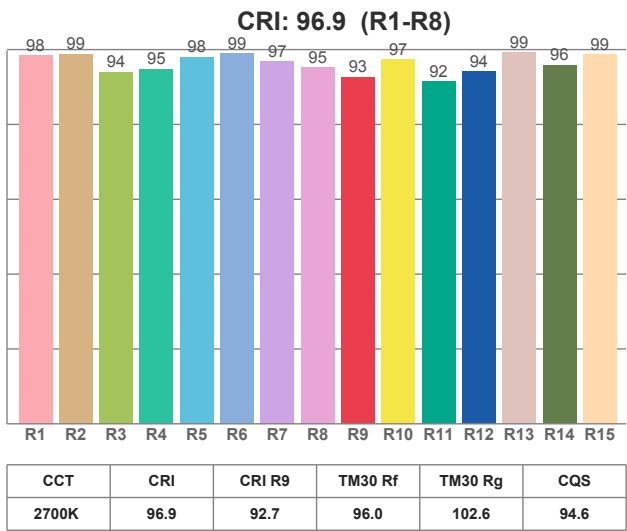
3000K



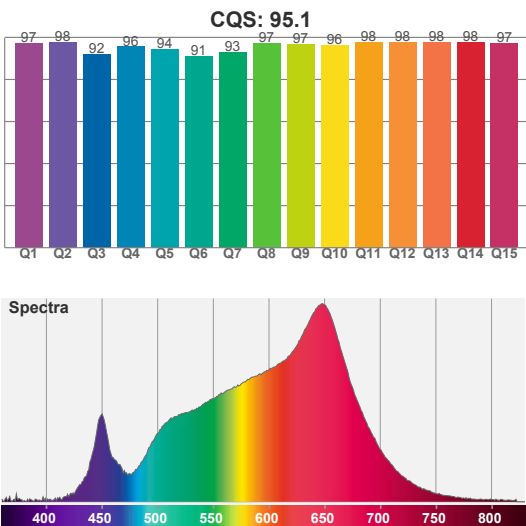
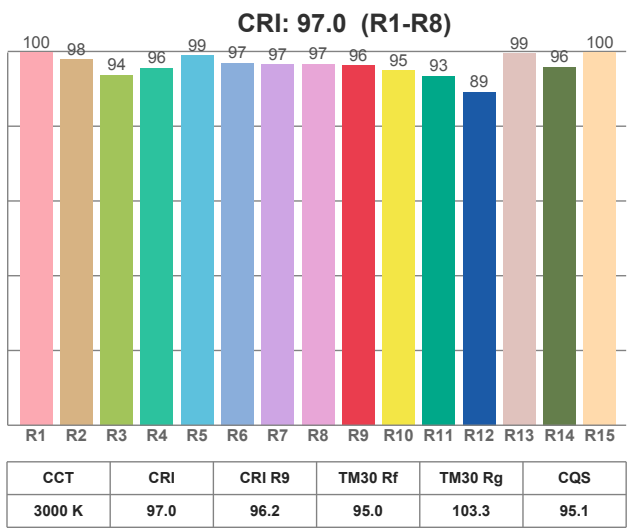
4000K



2700K



3000K



4000K

